



GETTING TO KNOW SOUTH AFRICA



Your Friendly User-Guide | Everything You Need to Know
Before Visiting South Africa



CONTENTS

BEFORE YOU LEAVE: 10 THINGS TO CHECK BEFORE TRAVELLING TO SOUTH AFRICA	4	GENERAL INFORMATION	23
1. Visit your doctor for information on vaccinations and anti-malaria tablets	5	Best time to visit South Africa	24
2. Pre-book your accommodation	6	South African time	26
3. Plan your transport options	7	South African languages	27
4. Plan your holiday wardrobe	9	South African religion	28
5. Organise certified copies of important documents	10	South African currency	29
6. Notify your bank that you'll be travelling to South Africa	11	Telecommunications in South Africa	30
7. Check whether you need a visa to enter South Africa	12	Banking and money matters in South Africa	31
8. Check requirements for minors travelling to South Africa	13	Racial equality in South Africa	32
9. Take out comprehensive travel & medical insurance	14	Homosexuality in South Africa	33
10. Check your travel documents are in order	15	Loadshedding in South Africa	34
ARRIVING IN SOUTH AFRICA	16	Facilities for the disabled in South Africa	35
Where is South Africa?	17	Public holidays in South Africa	36
Major airports in South Africa	18	Smoking in South Africa	37
Travelling to South Africa with minors	20	Drinking water in South Africa	38
Passport requirements for South Africa	22		



BEFORE YOU LEAVE:
10 THINGS TO CHECK
BEFORE TRAVELLING TO
SOUTH AFRICA

ARRIVING IN SOUTH AFRICA

GENERAL INFORMATION

HEALTH & SAFETY

GETTING AROUND

KEEPING IN TOUCH

EATING OUT

ABOUT MOAFRIKA TOURS

CONTACTS

CONTENTS

HEALTH & SAFETY	39	KEEPING IN TOUCH	65
How safe is South Africa?	40	Where to purchase pre- paid sim cards in South Africa	66
Emergency numbers for South Africa: National helplines	44	EATING OUT	68
Safety tips for a safari tour in South Africa	46	South African cuisine	69
Travel insurance & medical cover for a holiday in South Africa	47	South African wines	71
Malaria in South Africa	48	Tipping in South Africa	72
Vaccinations needed for South Africa	49	ABOUT MOAFRIKA TOURS	73
Healthcare facilities in South Africa	52	Why choose MoAfrika Tours	74
Using drugs in South Africa	53	CONTACTS	75
GETTING AROUND	55		
Driving in South Africa	56		
Safe transport options in South Africa	59		
South African tour operators	64		



BEFORE YOU LEAVE:
10 THINGS TO CHECK
BEFORE TRAVELLING TO
SOUTH AFRICA

BEFORE YOU LEAVE:

10 THINGS TO CHECK BEFORE TRAVELLING TO SOUTH AFRICA



ARRIVING IN SOUTH AFRICA

GENERAL INFORMATION

HEALTH & SAFETY

GETTING AROUND

KEEPING IN TOUCH

EATING OUT

ABOUT MOAFRIKA TOURS

CONTACTS



1. VISIT YOUR DOCTOR FOR INFORMATION ON VACCINATIONS AND ANTI-MALARIA TABLETS



South Africa is a developing country; in the major cities you'll find top quality medical facilities but in the smaller towns and rural areas, the state hospitals and clinics are often way below standard.

Bring with you any chronic or prescription medicine needed, as well as a copy of any medical prescription. A small medical travel kit is recommended for minor ailments and injuries.

Confirm what vaccinations are needed and have them done by a doctor or travel clinic, at least a month before leaving for your holiday in South Africa.

Ask your doctor to prescribe anti-malaria tablets if you are visiting a malaria area. This includes game reserves in northern South Africa, such as Kruger Park, and game reserves in northern KwaZulu-Natal.

ARRIVING IN SOUTH AFRICA

GENERAL INFORMATION

HEALTH & SAFETY

GETTING AROUND

KEEPING IN TOUCH

EATING OUT

ABOUT MOAFRIKA TOURS

CONTACTS



2. PRE-BOOK YOUR ACCOMMODATION

It's highly recommended that you pre-book accommodation for your holiday in South Africa, particularly if you are travelling to popular tourist destinations in the busy South African holiday seasons such as year-end/ Christmas, Easter and annual school holidays.

South Africa is not a travel destination that caters for “walk in guests”, particularly as youth hostels and backpacker facilities are not common accommodation options.

For peace of mind and for your safety pre-book accommodation well in advance to ensure you have the option of staying in decent hotels or guest lodges within your budget that are located in safe areas.



BEFORE YOU LEAVE:
10 THINGS TO CHECK
BEFORE TRAVELLING TO
SOUTH AFRICA

ARRIVING IN SOUTH AFRICA

GENERAL INFORMATION

HEALTH & SAFETY

GETTING AROUND

KEEPING IN TOUCH

EATING OUT

ABOUT MOAFRIKA TOURS

CONTACTS



3. PLAN YOUR TRANSPORT OPTIONS



South Africa is a large country and the distances between cities, airports and popular tourist attractions are greater than you may think. You need to plan ahead how you will travel between places.

Uber only operates in the 4 main cities: Johannesburg, Pretoria, Cape Town and Durban. For other cities and tourist towns, it's recommended you get contact details ahead of your trip to South Africa for a reliable and trustworthy taxi operator or arrange to be collected at your hotel or guest lodge.

Obviously, it's ideal to book a tour with a reputable tour operator such as MoAfrika Tours, where clients are collected from airports and/or their accommodation in South Africa.

Avoid catching an Uber late at night, particularly on your own as a solo traveller. Be careful as you would in any foreign city of hailing an Uber or local taxi. Follow the same precautions when booking and getting into an Uber car.

ARRIVING IN SOUTH AFRICA

GENERAL INFORMATION

HEALTH & SAFETY

GETTING AROUND

KEEPING IN TOUCH

EATING OUT

ABOUT MOAFRIKA TOURS

CONTACTS



Public transport is not recommended for foreign visitors. This includes public buses and trains.

Hitchhiking in South Africa is not recommended at all as it's extremely dangerous to catch lifts with strangers, particularly in remote country areas.

If you have opted not to use the services of a reputable tour operator such as MoAfrika Tours, the recommended mode of transport for a holiday in South Africa is a rented car.

Remember, cars are driven on the left side of the road in South Africa.

You'll need a valid international driver's license to rent a car. Check with the car rental companies how much you are required to have in your credit card to pay as a deposit for the rental period.





4. PLAN YOUR HOLIDAY WARDROBE

For a summer holiday in South Africa, you should pack light clothing suitable for hot and humid conditions. Avoid clothes made from thick denim, nylon or polyester because these become sticky and uncomfortable on sweltering hot days; rather choose cotton clothes that breathe easily.

Bring a warm wind proof jacket for the evenings, particularly if you are planning a safari tour in South Africa. It gets nippy on the open safari vehicles after the sun goes down. Long sleeved shirts and long pants are recommended for a safari holiday in South Africa if you're visiting a malaria region. Change into these before the sun goes down as a precaution against being bitten by mosquitoes.

Bring a good pair of sneakers for walking and for the safari trips, as well as casual sandals or flip flops/slides. A wide brimmed hat or peak and sunglasses are essential. Don't forget to bring your swimming costume or trunks and a beach wrap. Bathing towels are usually provided by the hotels and guest lodges – it's a good idea to pack a small swimming towel.

For a winter holiday in South Africa, you need a combination of clothes. The days are usually fairly warm and pleasant throughout the country, unless a cold front is moving through the region, but the temperatures drop rapidly as the sun is setting. Bring a comfortable warm jacket, beanie, gloves and closed shoes for late afternoon or night safari tours.



BEFORE YOU LEAVE:
10 THINGS TO CHECK
BEFORE TRAVELLING TO
SOUTH AFRICA

ARRIVING IN SOUTH AFRICA

GENERAL INFORMATION

HEALTH & SAFETY

GETTING AROUND

KEEPING IN TOUCH

EATING OUT

ABOUT MOAFRIKA TOURS

CONTACTS



5. ORGANISE CERTIFIED COPIES OF IMPORTANT DOCUMENTS



It's a good idea to travel with certified copies of important documents which should be kept in a different place to the originals. This is a precaution in case your handbag is lost or stolen.

This would include copies of your passports, visas, vaccination records and unabridged birth certificates if required. Crime in South Africa is an issue, particularly opportunistic crime such as bag snatching and “smash grabs” from cars. For peace of mind, carry certified copies of your important documents with you on holiday in case they are needed. A good idea is to scan your important documents and save them on two USBs one for yourself and one kept by a family member. Place in safekeeping a printed or electronic copy of the following documents:

- Passport (identification page)
- Visa
- Travel insurance
- Vaccination certificates
- Credit card
- Driver's license
- Health records (blood type, allergies, doctor's name and contact details etc.)
- Travel itinerary (includes hotel names and telephone numbers)
- Airline and/or vehicle reservation and booking details
- Prepaid hotel, transport and activity booking information and confirmations

ARRIVING IN SOUTH AFRICA

GENERAL INFORMATION

HEALTH & SAFETY

GETTING AROUND

KEEPING IN TOUCH

EATING OUT

ABOUT MOAFRIKA TOURS

CONTACTS



6. NOTIFY YOUR BANK THAT YOU'LL BE TRAVELLING TO SOUTH AFRICA

It's a good idea to notify your bank that you plan to travel abroad, as some banks place an account on hold if they pick up unusual banking activity such as international transactions.

Credit and debit card facilities are available at the majority of tourist establishments and you have access to ATMs and banking facilities in the main towns and cities.



ARRIVING IN SOUTH AFRICA

GENERAL INFORMATION

HEALTH & SAFETY

GETTING AROUND

KEEPING IN TOUCH

EATING OUT

ABOUT MOAFRIKA TOURS

CONTACTS



7. CHECK WHETHER YOU NEED A VISA TO ENTER SOUTH AFRICA



The South African Department of Home Affairs website provides detailed information on which nationalities need a visa to travel to South Africa, as well as information on how to obtain a visa if required SA Department of Home Affairs:

http://www.dha.gov.za/index.php/immigration_services/exempt_countries

Visitors from countries in Europe as well as Australia, New Zealand, the United Kingdom and the United States may visit South Africa for up to 90 days without a visa.

However, it's recommended that you check this statement online or with a reputable travel agent.

ARRIVING IN SOUTH AFRICA

GENERAL INFORMATION

HEALTH & SAFETY

GETTING AROUND

KEEPING IN TOUCH

EATING OUT

ABOUT MOAFRIKA TOURS

CONTACTS



8. CHECK REQUIREMENTS FOR MINORS TRAVELLING TO SOUTH AFRICA

South Africa has strict regulations pertaining to entering and exiting the country with children 18 years and younger. The travel regulations are in place to protect minors according to the Children's Act, 2005.

It's vitally important that you understand and adhere to the regulations set out by the South African Department of Home Affairs if you are travelling to South Africa with children through any port of entry.

The regulations were changed in April 2019 and can be reviewed on the DHA website:

<http://www.dha.gov.za/index.php/statements-speeches/621> updated advisory new requirements for children travelling through south african ports of entry



ARRIVING IN SOUTH AFRICA

GENERAL INFORMATION

HEALTH & SAFETY

GETTING AROUND

KEEPING IN TOUCH

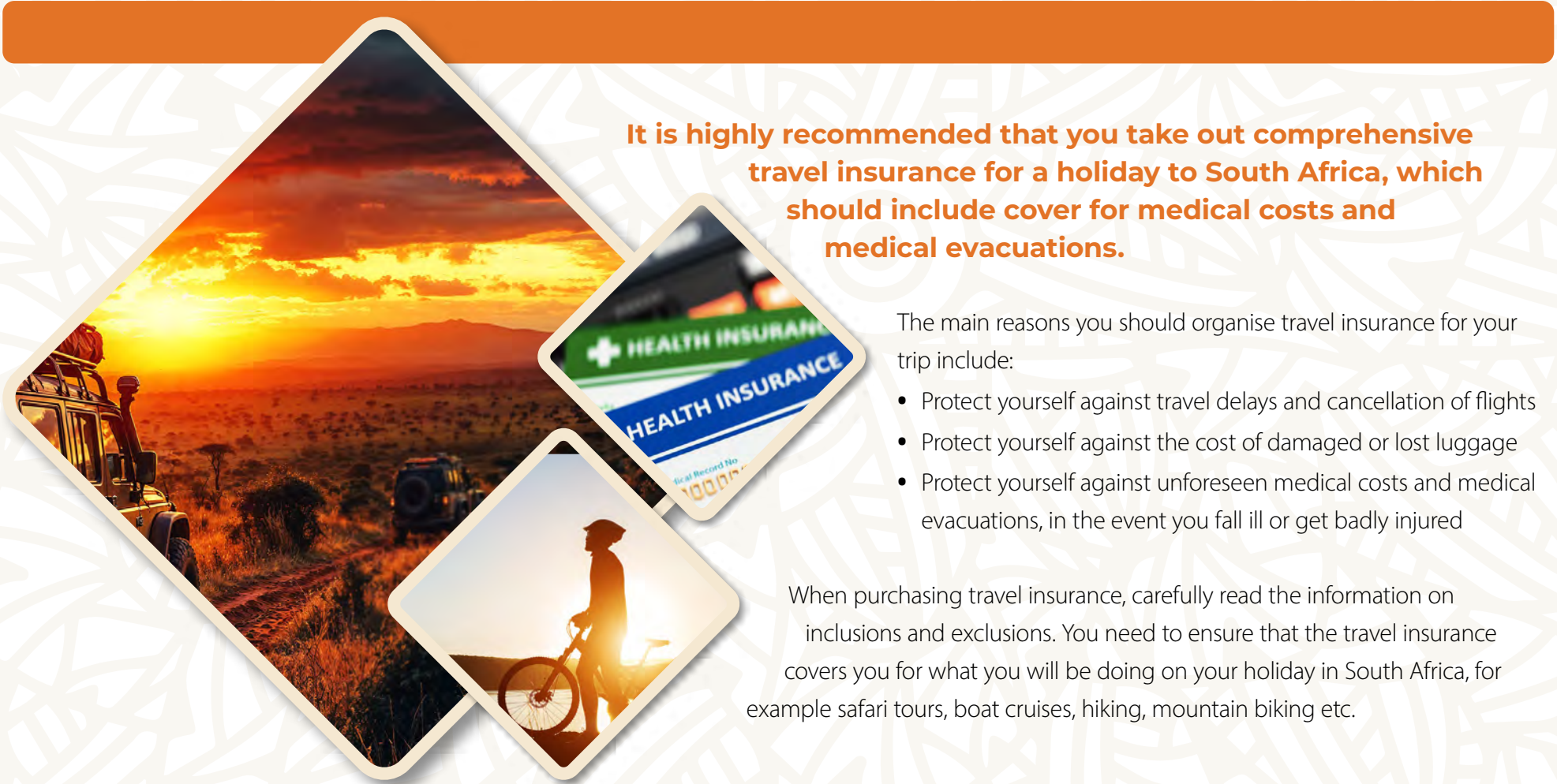
EATING OUT

ABOUT MOAFRIKA TOURS

CONTACTS



9. TAKE OUT COMPREHENSIVE TRAVEL & MEDICAL INSURANCE



It is highly recommended that you take out comprehensive travel insurance for a holiday to South Africa, which should include cover for medical costs and medical evacuations.

The main reasons you should organise travel insurance for your trip include:

- Protect yourself against travel delays and cancellation of flights
- Protect yourself against the cost of damaged or lost luggage
- Protect yourself against unforeseen medical costs and medical evacuations, in the event you fall ill or get badly injured

When purchasing travel insurance, carefully read the information on inclusions and exclusions. You need to ensure that the travel insurance covers you for what you will be doing on your holiday in South Africa, for example safari tours, boat cruises, hiking, mountain biking etc.

ARRIVING IN SOUTH AFRICA

GENERAL INFORMATION

HEALTH & SAFETY

GETTING AROUND

KEEPING IN TOUCH

EATING OUT

ABOUT MOAFRIKA TOURS

CONTACTS



10. CHECK YOUR TRAVEL DOCUMENTS ARE IN ORDER

The following is required to enter South Africa:

- A valid passport, with at least 1 blank pages and no less than 6 months remaining until the expiry date
- Valid visa, if required a return/onward air ticket (or confirmed reservation and departure date for train or boat cruise)
- Vaccination certificate, if required (including yellow fever)
- Proof of sufficient funds to pay for your expenses for the length of your stay (either cash or credit card statement)

It's important that you ensure you have the correct documentation to present to the border officials when you arrive in South Africa and leave the country.

Travellers without the necessary documents will not be allowed to board the airplane if they have immigration regulations.



ARRIVING IN SOUTH AFRICA

GENERAL INFORMATION

HEALTH & SAFETY

GETTING AROUND

KEEPING IN TOUCH

EATING OUT

ABOUT MOAFRIKA TOURS

CONTACTS



BEFORE YOU LEAVE:
10 THINGS TO CHECK
BEFORE TRAVELLING TO
SOUTH AFRICA

ARRIVING IN SOUTH AFRICA

GENERAL INFORMATION

HEALTH & SAFETY

GETTING AROUND

KEEPING IN TOUCH

EATING OUT

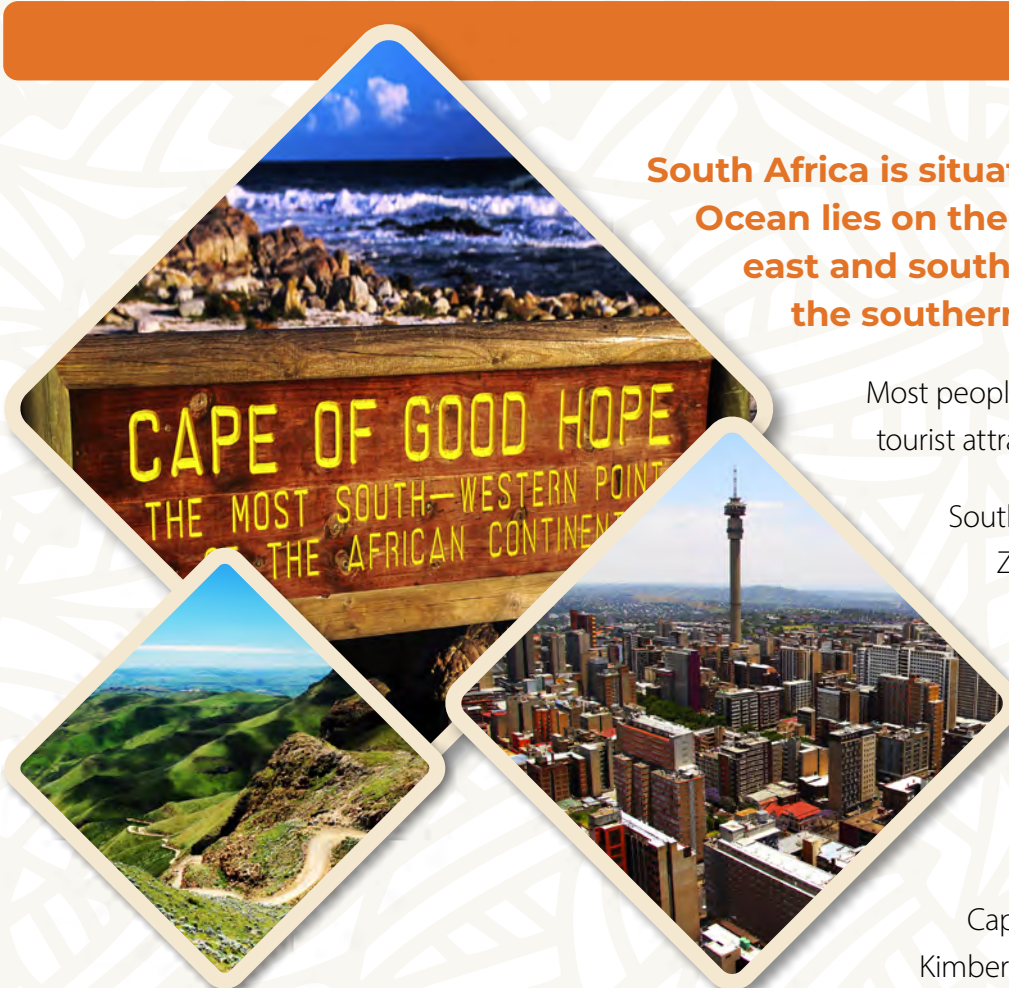
ABOUT MOAFRIKA TOURS

CONTACTS

ARRIVING IN SOUTH AFRICA



WHERE IS SOUTH AFRICA?



South Africa is situated at the southern tip of Africa. The icy Atlantic Ocean lies on the west coast and the warm Indian Ocean lies on the east and south Coast, meeting at Cape Agulhas which is officially the southernmost tip of Africa.

Most people think the two oceans meet at the Cape Point and for publicity reasons, tourist attractions in the region play on the marketing appeal of the Two Oceans.

South Africa shares a boundary with 6 countries Namibia, Botswana, Zimbabwe, Mozambique, Swaziland and Lesotho. The Kingdom of Lesotho has the status of an enclave, which means it's entirely surrounded by South Africa. It's an independent state and part of the Commonwealth of Nations, although almost entirely dependent on South Africa.

South Africa has nine provinces, each with their provincial capital city or town. The largest cities in South Africa are Johannesburg, Soweto, Pretoria, Cape Town and Durban. Other important cities are Nelspruit, Polokwane, Kimberley, Bloemfontein, East London and Port Elizabeth.



BEFORE YOU LEAVE:
10 THINGS TO CHECK
BEFORE TRAVELLING TO
SOUTH AFRICA

ARRIVING IN SOUTH AFRICA

GENERAL INFORMATION

HEALTH & SAFETY

GETTING AROUND

KEEPING IN TOUCH

EATING OUT

ABOUT MOAFRIKA TOURS

CONTACTS

MAJOR AIRPORTS IN SOUTH AFRICA

The majority of foreign visitors arrive in South Africa at OR Tambo International Airport, located in Johannesburg in the Gauteng Province.

Johannesburg is the economic hub of South Africa and the gateway to the main safari destinations in northern regions.

OR Tambo International Airport and Cape Town International have undergone major reconstruction and are state of the art. You'll find a range of top class food chains and shopping outlets.

Make a point of getting to the airport an hour or two early to do last minute shopping.





AIRPORTS SERVICING THE MAJOR TOURIST ATTRACTIONS OF SOUTH AFRICA INCLUDE:

JOHANNESBURG AND PRETORIA

Lanseria International Airport: A smaller commercial airport located north of Johannesburg.

KRUGER NATIONAL PARK AND GREATER KRUGER

OR Tambo International Airport: Connecting flight to Kruger Mpumalanga International Airport (KMIA), Skukuza Airport (in the Kruger Park), Eastgate Airport (close to Hoedspruit) or Polokwane International Airport.

SUN CITY, PILANESBERG GAME RESERVE AND MADIKWE GAME RESERVE

Fly to OR Tambo International Airport: Join tour group or rent a car to drive to the game reserves in the North West Province.

CAPE TOWN AND CAPE WINELANDS

Fly direct or catch connecting domestic flight to **Cape Town International Airport**.

GARDEN ROUTE

Fly to **Cape Town International Route** and join tour group travelling up east coast of South Africa; or fly to **OR Tambo International Airport** and take connecting domestic flight to **Port Elizabeth Airport**.

DURBAN/KWAZULU-NATAL BEACH RESORTS AND DRAKENSBERG ATTRACTIONS

Fly to **OR Tambo International Airport** and take connecting flight to **King Shaka International Airport**, located north of the city of Durban.



BEFORE YOU LEAVE:
10 THINGS TO CHECK
BEFORE TRAVELLING TO
SOUTH AFRICA

TRAVELLING TO SOUTH AFRICA WITH MINORS

ARRIVING IN SOUTH AFRICA

GENERAL INFORMATION

HEALTH & SAFETY

GETTING AROUND

KEEPING IN TOUCH

EATING OUT

ABOUT MOAFRIKA TOURS

CONTACTS



South Africa has strict regulations enforced by the Department of Home Affairs (that govern entering and departing the country with minors (children 18 years and younger)).

Consult the DHA website for more information: www.dha.gov.za.

For each child, you are required to produce:

- A valid passport (not on parent's passport), with at least 1 blank page and no less than 6 months remaining until the expiry date
- Visa, if required
- A long form birth certificate or equivalent document with details of both parents
- Vaccination certificates, if required
- Parent(s) consent affidavit, if minor is travelling with one or no parent

A child's unabridged birth certificate is required as a way of protecting minors against the rising threat of child/human trafficking.



PARENTAL CONSENT AFFIDAVIT

Minors arriving in South Africa with either one parent or no parent (accompanied by someone else), they need a certified parental consent affidavit to enter and exit the country.

The affidavit is completed and signed by the parent NOT travelling with the child. The parent consent affidavit must be certified to be valid, and a certified copy of the non travelling parent(s) ID or passport.

The affidavit must include:

- Parent(s) official name
- Parent(s) passport number
- Certified copy of the parent(s) passport
- Contact details of parent(s)

The same applies if the child is in the care of a legal guardian. If the non travelling parent is not able to complete the parent consent affidavit, a copy of the court order pertaining to custody issues must be supplied.





PASSPORT REQUIREMENTS FOR SOUTH AFRICA

BEFORE YOU LEAVE:
10 THINGS TO CHECK
BEFORE TRAVELLING TO
SOUTH AFRICA

ARRIVING IN SOUTH AFRICA

GENERAL INFORMATION

HEALTH & SAFETY

GETTING AROUND

KEEPING IN TOUCH

EATING OUT

ABOUT MOAFRIKA TOURS

CONTACTS

The following passport requirements must be met to enter and exit South Africa:

- Passport must be valid, with no less than 6 months remaining until the expiry date
- Passport must have at least 1 blank page for entry and exit stamps

Visitors with an extended validity on a machine readable passport are not allowed to enter or exit South Africa.

Government regulations prohibit airlines from boarding travellers without the required blank visa pages, even if you hold a valid ticket and a valid passport. That requirement for a blank page does not include the page reserved for Observations, Amendments or Endorsements. This rule is not applicable to nationals of South Africa.





BEFORE YOU LEAVE:
10 THINGS TO CHECK
BEFORE TRAVELLING TO
SOUTH AFRICA

ARRIVING IN SOUTH AFRICA

GENERAL INFORMATION

HEALTH & SAFETY

GETTING AROUND

KEEPING IN TOUCH

EATING OUT

ABOUT MOAFRIKA TOURS

CONTACTS

GENERAL INFORMATION



BEFORE YOU LEAVE:
10 THINGS TO CHECK
BEFORE TRAVELLING TO
SOUTH AFRICA

ARRIVING IN SOUTH AFRICA

GENERAL INFORMATION

HEALTH & SAFETY

GETTING AROUND

KEEPING IN TOUCH

EATING OUT

ABOUT MOAFRIKA TOURS

CONTACTS

BEST TIME TO VISIT SOUTH AFRICA



South Africa is a year round destination and when you visit depends largely on what interests you where you want to go and what you want to see and do in South Africa.

The best time to visit the northern regions of South Africa for a Big 5 safari tour in the Kruger National Park or the premier game reserves of Greater Kruger, is in the cool, dry winter months between May and September. The bush is dry and sparse which makes it ideal for game viewing animals also tend to congregate close to permanent water sources.

November to February in the northern regions is the best time of year for birding; the Palearctic migrants start arriving in November and the intra-African migrants usually by mid October. However, this time of the year is the rainy season in South Africa and you may experience violent thunderstorms and days of pouring rain. It also gets unbearably hot for visitors who aren't acclimatised to the sweltering hot African climate.

Cape Town and the Garden Route experiences beautiful hot, dry weather in its summer months between November and February with its rainy season occurring in winter between May and September. Strong south easterly winds blow during the mid summer months in Cape Town (November to January) which can be extremely unpleasant.



BEFORE YOU LEAVE:
10 THINGS TO CHECK
BEFORE TRAVELLING TO
SOUTH AFRICA

ARRIVING IN SOUTH AFRICA

GENERAL INFORMATION

HEALTH & SAFETY

GETTING AROUND

KEEPING IN TOUCH

EATING OUT

ABOUT MOAFRIKA TOURS

CONTACTS

December/January is the peak holiday season in the Western Cape and the region gets very crowded accommodation is at a premium and prices are often hugely inflated.

Popular tourist activities that are dependent on the weather in South Africa are:

- West Coast flower display: best in August and September
- Southern right whale watching: best between mid June and end of October
- Scuba diving; best visibility between April and September (winter period)
- Hiking and mountain climbing/riding: best in Spring and Autumn when it's cooler and less humid and you're not likely to get caught in a massive thunderstorm with dangerous lightning
- Beach holidays and sun tanning; best time is the summer months between end of September and early April
- The weather along the northern coast of KwaZulu-Natal are warm and sunny throughout the year; with sporadic thunderstorms





BEFORE YOU LEAVE:
10 THINGS TO CHECK
BEFORE TRAVELLING TO
SOUTH AFRICA

ARRIVING IN SOUTH AFRICA

GENERAL INFORMATION

HEALTH & SAFETY

GETTING AROUND

KEEPING IN TOUCH

EATING OUT

ABOUT MOAFRIKA TOURS

CONTACTS

SOUTH AFRICAN TIME

South Africa is:

- 2 hours ahead of GMT
- 1 hour ahead of Central European wintertime
- 7 hours ahead of Eastern Standard wintertime (USA)





SOUTH AFRICAN LANGUAGES

There are 11 official languages in South Africa. The most common language spoken as a first language by South Africans is Zulu (23 percent); followed by Xhosa (16 percent) and Afrikaans (14 percent).

English is spoken at home by only one in 10 people. However, English is widely spoken and understood throughout South Africa, even if only as a second language. It's the business and hospitality language of choice in the cities and popular tourist destinations, and is widely used in the media.

Afrikaans is a version of Dutch that originated when South Africa was a Dutch colony in the 1600's. It has picked up many influences from the ancient Malay and African communities. Today, more than half of Afrikaans speaking population in South Africa are Coloured people who are descendants of slaves brought to the Cape colony by the Dutch East India Company.





BEFORE YOU LEAVE:
10 THINGS TO CHECK
BEFORE TRAVELLING TO
SOUTH AFRICA

ARRIVING IN SOUTH AFRICA

GENERAL INFORMATION

HEALTH & SAFETY

GETTING AROUND

KEEPING IN TOUCH

EATING OUT

ABOUT MOAFRIKA TOURS

CONTACTS

SOUTH AFRICAN RELIGION

South Africa is a predominantly Christian country, where Anglican, Catholic, other Protestant denominations and independent African churches are the dominant faiths.

Other religious groups with strong foundations in South Africa include Hindu, Muslim and Jewish communities.





SOUTH AFRICAN CURRENCY



The currency is the South African Rand, where one SA Rand is divided into 100 cents.

It is relatively straightforward to exchange money in South Africa.

You do it the same way as you would in any other country, utilising the foreign exchange services of the banks or reputable foreign exchange agents found at the main airports.



TELECOMMUNICATIONS IN SOUTH AFRICA

South Africa's telecommunications sector is regarded as one of the most advanced in Africa. It boasts high mobile penetration, growing internet penetration and significant growth in connectivity infrastructure.

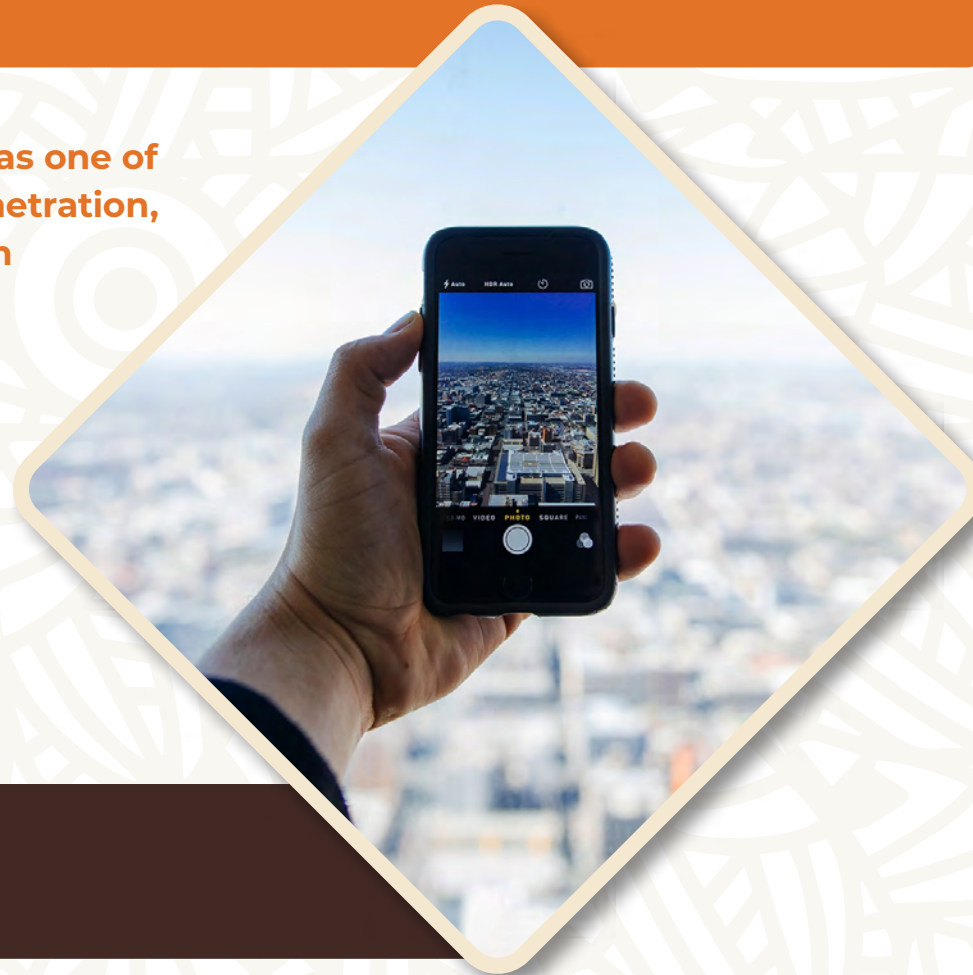
South Africans have access to free social media platforms such as Facebook, WhatsApp, Twitter and Instagram. The country has taken great strides to increase access to broadband capabilities, with the leading players significantly increasing their footprint in household and business connectivity.

Telkom is the largest company in South Africa providing both fixed line and wireless telecommunication packages. The organisation is partially owned by the state.

The main mobile phone providers in South Africa are:

- Vodacom/MTN/Cell C/Virgin Mobile/8ta (subsidiary of Telkom)

Both "Pay As You Go" SIM cards and contract deals are available.



BEFORE YOU LEAVE:
10 THINGS TO CHECK
BEFORE TRAVELLING TO
SOUTH AFRICA

ARRIVING IN SOUTH AFRICA

GENERAL INFORMATION

HEALTH & SAFETY

GETTING AROUND

KEEPING IN TOUCH

EATING OUT

ABOUT MOAFRIKA TOURS

CONTACTS



BEFORE YOU LEAVE:
10 THINGS TO CHECK
BEFORE TRAVELLING TO
SOUTH AFRICA

BANKING AND MONEY MATTERS IN SOUTH AFRICA

ARRIVING IN SOUTH AFRICA

GENERAL INFORMATION

HEALTH & SAFETY

GETTING AROUND

KEEPING IN TOUCH

EATING OUT

ABOUT MOAFRIKA TOURS

CONTACTS



South Africa has an advanced banking system, with electronic banking technology competing with the best in the world.

The majority of businesses in the cities and main towns of South Africa accept the major credit and debit cards, which includes Visa, MasterCard, Maestro and American Express. In addition, the major banks of South Africa have an extensive network of branches and ATMS.

This means that it's not necessary to carry large amounts of cash on you when travelling around the country. In fact, tourists are discouraged from transacting with cash because it attracts criminals on the lookout to scam or rob unsuspecting travellers. It's recommended that you carry a small amount of cash in addition to your travel banking card, purely for tipping and low cost purchases.

Cash is required if you're travelling to more remote areas in South Africa, for example on a safari tour. You may battle to find a bank or ATM in the small rural towns, although the hotels and guest lodges are usually able to help you if you are in need of cash.



BEFORE YOU LEAVE:
10 THINGS TO CHECK
BEFORE TRAVELLING TO
SOUTH AFRICA

ARRIVING IN SOUTH AFRICA

GENERAL INFORMATION

HEALTH & SAFETY

GETTING AROUND

KEEPING IN TOUCH

EATING OUT

ABOUT MOAFRIKA TOURS

CONTACTS

RACIAL EQUALITY IN SOUTH AFRICA

South Africa was a deeply divided country for decades, suffering greatly under the apartheid system that was enforced by the governing body of the old Transvaal Republic.

South Africa's peaceful and negotiated transition from apartheid rule to democratic rule in the mid 1990's created a new, united nation based on the principles of equality and dignity.

South Africa's commitment to the eradication of discrimination and intolerance in various forms is informed by the Declaration and Programme of Action adopted by the United Nations (World Conference against Racism of 2001) which urged States to "establish and implement national policies and action plans to combat racism, racial discrimination, xenophobia and related intolerance".

Be warned, hate speech and racial slurs are not tolerated in South Africa Any person caught publicly attacking a person on the basis of race (and gender) will be prosecuted. According to the Hate Speech Bill, a guilty first offender may receive a maximum of three years prison sentence and up to ten years for a subsequent conviction.





HOMOSEXUALITY IN SOUTH AFRICA



In South Africa, discrimination based on sexual orientation has been banned since 1996 and same sex marriage has been legal since 2006 under the Civil Union Act.

If you are travelling to any of South Africa's neighbouring countries, please take note of the following:

SAME SEX RELATIONSHIPS: LEGAL

- South Africa
- Mozambique
- Lesotho

SAME SEX RELATIONSHIPS: CRIMINAL UP TO 14 YEAR PRISON SENTENCE

- Swaziland
- Botswana
- Namibia
- Zimbabwe

SAME SEX RELATIONSHIPS: CRIMINAL UP TO 30 YEAR PRISON SENTENCE

- Zambia
- Tanzania
- Uganda



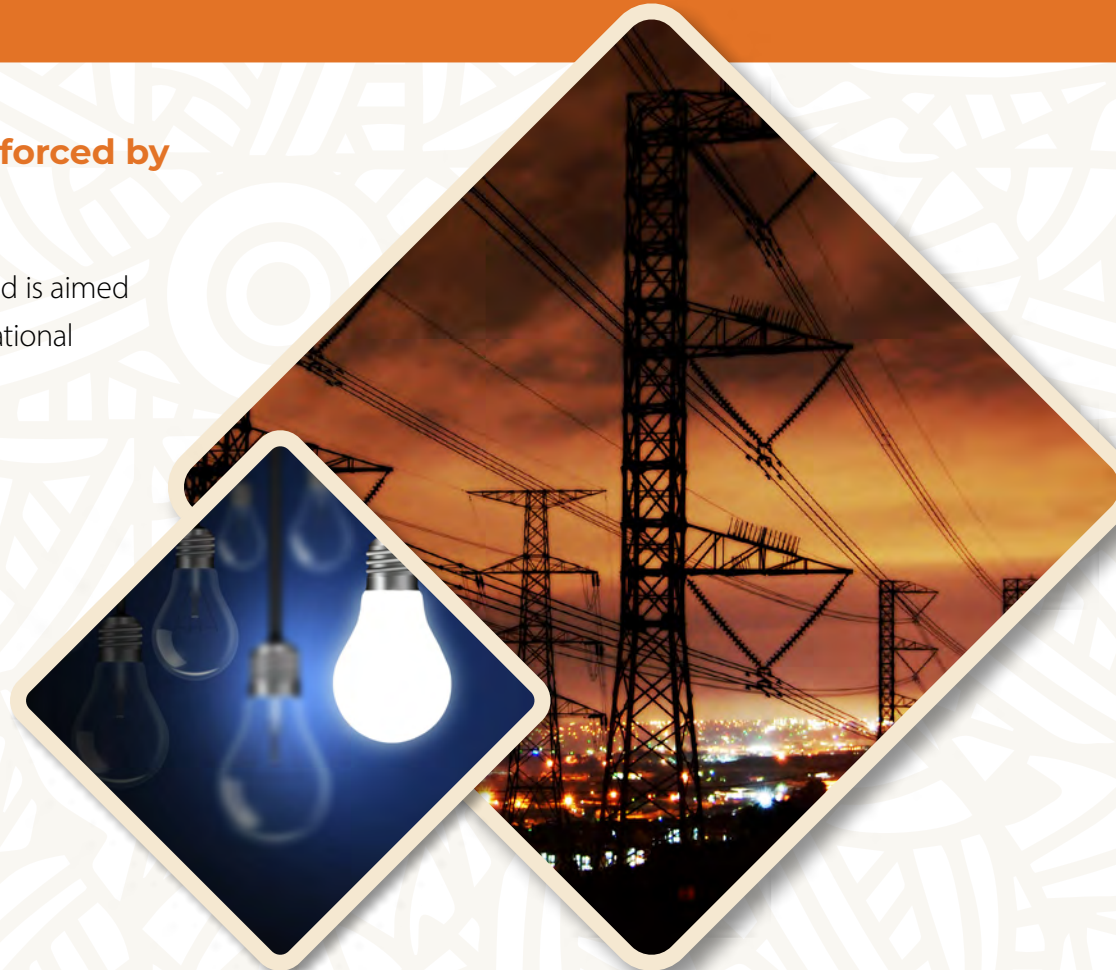
LOADSHEDDING IN SOUTH AFRICA

Loadshedding is scheduled power outages enforced by Eskom, the state power utility company.

Mainstream electrical power is turned off for temporary periods and is aimed at reducing electricity consumption in certain regions when the national electricity grid is under pressure.

Loadshedding typically lasts between 2 to 4 hours a day, and areas receive notifications when it will happen.

Loadshedding is not usually a big problem for visitors on holiday in South Africa because most hotels, restaurants and service providers have installed generators that kick in when Eskom institutes its loadshedding schedule.





FACILITIES FOR THE DISABLED IN SOUTH AFRICA



It's been said that South Africa is one of the best destinations in Africa for travellers with disabilities.

Property developers and the hospitality industry are conscious of the need to provide wheelchair friendly facilities and there is an ever expanding network of facilities catering to those who are mobility or visually impaired.

The international airports, major hotels and safari lodges as well as some of the Kruger Park rest camps provide facilities for the disabled. The leading car rental companies provide vehicles with hand controls.

However, South Africa has a long way to go when it comes to catering for travellers with special needs, so it's advisable to plan your trip carefully when it comes to choosing places to visit and places to stay.



PUBLIC HOLIDAYS IN SOUTH AFRICA

BEFORE YOU LEAVE:
10 THINGS TO CHECK
BEFORE TRAVELLING TO
SOUTH AFRICA

ARRIVING IN SOUTH AFRICA

GENERAL INFORMATION

HEALTH & SAFETY

GETTING AROUND

KEEPING IN TOUCH

EATING OUT

ABOUT MOAFRIKA TOURS

CONTACTS

1 JANUARY	NEW YEAR'S DAY
21 MARCH	HUMAN RIGHTS DAY
13 APRIL	GOOD FRIDAY (DATES DIFFER EACH YEAR)
16 APRIL	FAMILY DAY (DATE DIFFERS EACH YEAR)
27 APRIL	FREEDOM DAY
1 MAY	WORKERS' DAY
16 JUNE	YOUTH DAY
9 AUGUST	NATIONAL WOMEN'S DAY
24 SEPTEMBER	HERITAGE DAY
16 DECEMBER	DAY OF RECONCILIATION
25 DECEMBER	CHRISTMAS DAY
26 DECEMBER	DAY OF GOODWILL





SMOKING IN SOUTH AFRICA



South Africa introduced its Tobacco Control Amendment Act in 2000 and became one of the first countries in the world to ban smoking in public places.

Under the current smoking laws, the following applies:

- Persons under 18 years are banned from buying cigarettes, including flavoured tobacco used for hookah smoking
- Smoking is banned in public places; including hotels, restaurants, offices and malls
- Smoking in cars is banned when one of the passengers is under 12 years of age
- Smoking in places like balconies, pavements and parking areas is not allowed
- Smoking is banned in cinemas, on scheduled flights and all public transport
- Cigarettes may not be sold individually or “loose”
- Children 18 years and younger may not sit in designated smoking areas with their parents

Fines for contravening the smoking laws range from R500 for individuals, to R50 000 for owners of businesses who allow smoking in public places, and up to R100 000 for retail outlets selling “loose” cigarettes. Look out for “non-smoking” signs in public places and obey the rules. Only smoke in allocated smoking areas.



BEFORE YOU LEAVE:
10 THINGS TO CHECK
BEFORE TRAVELLING TO
SOUTH AFRICA

ARRIVING IN SOUTH AFRICA

GENERAL INFORMATION

HEALTH & SAFETY

GETTING AROUND

KEEPING IN TOUCH

EATING OUT

ABOUT MOAFRIKA TOURS

CONTACTS

DRINKING WATER IN SOUTH AFRICA

Tap water in the major cities and large towns of South Africa is generally safe to drink.

Maintenance of water supply infrastructure has deteriorated in recent years in South Africa so if you are concerned about the quality of water in the country; err on the side of caution and drink bottled water. You can get bottled water everywhere in South Africa.

Please be conscious of the problems associated with single use plastic and plastic litter that is destroying the environment. If possible, re use your disposable water bottle if you have access to clean drinking water.





HEALTH & SAFETY

BEFORE YOU LEAVE:
10 THINGS TO CHECK
BEFORE TRAVELLING TO
SOUTH AFRICA

ARRIVING IN SOUTH AFRICA

GENERAL INFORMATION

HEALTH & SAFETY

GETTING AROUND

KEEPING IN TOUCH

EATING OUT

ABOUT MOAFRIKA TOURS

CONTACTS



HOW SAFE IS SOUTH AFRICA?

South Africa is a modern and dynamic country and known for its incredible multi cultural diversity

At the same time, it's burdened with socio economic problems which give rise to a high crime rate. Violent crime tends to be contained to high risk areas but it does spill over into the broader communities in the form of household robberies, hijacking, rape and murder.

South Africa comes with a travel advisory that recommends travellers exercise extreme caution when visiting the country to avoid becoming a victim of violent crime.

Fortunately, tourists rarely venture into areas that are crime hotspots and if careful attention is paid to keeping and staying safe in South Africa your likelihood of becoming a victim of violent crime is low.





MAKE SAFETY A PRIORITY

Don't skimp on safety.

The exchange rate is extremely favourable for overseas tourists visiting South Africa. Splash out for the sake of your safety and your family.

Spend extra money to stay in decent hotels in upmarket areas in South Africa where safety precautions are taken seriously.

Go for the tried and tested accommodation options like the larger hotel and resort groups or guest houses and lodges that have been operating for several years. These will have been well reviewed online and you'll pick up if there are any problems.





CHOOSE TRANSPORT OPTIONS THAT ARE SAFE AND RELIABLE

You can't arrive in South Africa without a plan on who will collect you, what car you can rent or what bus shuttle you can take. Johannesburg and Cape Town are geared for international tourists and you have a few options like shared minibuses or shuttle buses that run between the airports and the city, and Uber operates in these cities. But for the rest of South Africa you can't hop on any bus or whistle for a yellow taxi.

THE AIDS EPIDEMIC IS ALIVE AND SERIOUS IN SOUTH AFRICA

If you have a penchant for prostitutes or are careless about who you sleep with on holiday, you could find yourself in deep trouble with a life threatening disease. Practice safe sex on holiday in South Africa. Always use a condom if you're with someone you don't know well.

TAKE PRECAUTIONS TO PREVENT PICKING UP A TROPICAL DISEASE

There are a few tropical diseases to worry about on a trip to South Africa, but the main one is malaria. It's a life threatening disease which can result in death if not diagnosed and treated early. Find out if the area you plan to visit is a malaria area and what precautions you need to take. Speak to your doctor and find out more about health risks in South Africa.

AVOID STAYING IN REMOTE AND ISOLATED AREAS

The rise in farm murders has made international headlines recently, and many are politically motivated. The attacks are often brutal and deadly. They do not affect international tourists but visitors are warned to choose their accommodation carefully. Check news sights online for farming communities affected by violent crime and avoid staying in remote farm guest houses in these areas.

DO A LOT OF RESEARCH BEFORE YOU ARRIVE

You can't "wing it" in a third world country. Keep reminding yourself things work differently in Africa. That's what makes it exciting, but also pretty scary! Thoroughly research the towns and attractions you'd like to visit and find out everything you need to know before you leave home. Check booking sites like TripAdvisor and read the reviews carefully. Look for complaints that occur often and are safety concerns. There is usually a pattern to the type of complaints posted.

KEEP SAFETY IN MIND WHEN BOOKING FLIGHTS

Plan to arrive in South Africa in the day time. That gives you enough daylight hours to get safely to your hotel to book in, and to check out your surroundings before it gets dark. Pay more for a flight that arrives in South Africa at a decent time and give yourself ample time on your first day, in case a problem arise which delays you getting to a safe place to stay.



RESEARCH TRANSPORT OPTIONS BEFORE ARRIVING IN SOUTH AFRICA

Only the major cities in South Africa have the Uber service and quality taxi options. These include Johannesburg, Pretoria, Cape Town and Durban.

Public transport in South Africa is not recommended for international tourists. This includes the local bus service and commuter taxis.

COME PREPARED FOR YOUR MEDICAL NEEDS

South Africa has excellent healthcare facilities in its major towns and cities. There are also several high-end pharmacy chains that have in house medical rooms, trained nursing sisters and travel clinics.

You don't have to worry about medical and pharmaceutical assistance in the major tourist destinations but be warned; quality of healthcare and medical facilities in the rural areas have declined in recent years.

DON'T FLASH CASH AND LEAVE YOUR EXPENSIVE JEWELLERY AT HOME

Don't broadcast that you're carrying a lot of cash on you and don't wear expensive jewellery on your trip to South Africa. It puts a target on your back for criminals seeking out distracted or naïve travellers who are prime targets for a robbery or tourist scam.

Buy an inexpensive watch at the duty free shop on your way to South Africa. Leave your expensive watch at home. If it gets lost or stolen, it's not a big deal. Preferably, travel with a holiday travel credit card. Set up a separate holiday account and use a credit or debit card linked to this account. If your banking card is stolen or cloned the thief won't have access to your funds in your primary bank account. For accommodation, car rentals, tours and activities pay online by EFT wherever possible. Card cloning at hotels and restaurants is a worldwide scam. Reduce the number of times you pay by card at an establishment.

BEWARE OF TOURIST SCAMS

South African thieves are up to speed with international scams and are just as clever as their European counterparts. This includes everything from card cloning or skimming to online banking fraud. Take the necessary precautions so you don't become a victim of a tourist scam. Don't trust people too quickly. Keep your wits about you even if it's a friendly waiter at a restaurant, a super helpful receptionist at a hotel or a helpful car guard at a shopping centre. They may be genuine, or they could be part of a scam operation. Be careful about how much you drink on a night out on the town! If you are very tipsy or very drunk, you are vulnerable. Your senses are dulled and you make poor decisions. You risk being followed home, falling victim to a crime and being seriously hurt.



EMERGENCY NUMBERS FOR SOUTH AFRICA: NATIONAL HELPLINES

TO REPORT A CRIME

10111

To report a serious crime, dial the number and stay on the line. Don't hang up until a unit has been dispatched to your area.

TO REPORT A FIRE

10177

This number is for non crime related incidences such as fires or flooding, and may also be used to report an accident when an emergency fire truck is needed.

MEDICAL EMERGENCY

112

The operator will patch you through to the relevant department for any traumatic situation that requires an immediate response and urgent medical attention. It's similar to the 911 response line in the United States.



BEFORE YOU LEAVE:
10 THINGS TO CHECK
BEFORE TRAVELLING TO
SOUTH AFRICA

ARRIVING IN SOUTH AFRICA

GENERAL INFORMATION

HEALTH & SAFETY

GETTING AROUND

KEEPING IN TOUCH

EATING OUT

ABOUT MOAFRIKA TOURS

CONTACTS



BEFORE YOU LEAVE:
10 THINGS TO CHECK
BEFORE TRAVELLING TO
SOUTH AFRICA

ARRIVING IN SOUTH AFRICA

GENERAL INFORMATION

HEALTH & SAFETY

GETTING AROUND

KEEPING IN TOUCH

EATING OUT

ABOUT MOAFRIKA TOURS

CONTACTS

POISON OR ALLERGIC REACTION EMERGENCY NUMBERS

Tygerberg Hospital: +27 (0)21 931 6129
 Red Cross Hospital: +27 (0)21 689 5227
 KwaZulu-Natal: +27 (0)80 033 3444
 Bloemfontein: +27 (0)82 491 0160

MOUNTAIN RESCUE

KwaZulu-Natal: +27 (0)31 307 7744
 Western Cape: +27 (0)21 948 9900
 Gauteng: +27 (0)74 125 1385/
 +27 (0)74 163 3952

MENTAL HEALTH AND CHILD WELFARE

Helpful numbers for depression, suicide or mental health issues

Lifeline: +27 (0)861 322 322
 Suicide crisis line: +27 (0)800 567 567
 SADAG Mental Health line: +27 (0)11 234 4837

PRIVATE MEDICAL CARE

Netcare 911 emergency: +27 (0)82 911
 ER24 emergency contact: +27 (0)84 124





BEFORE YOU LEAVE:
10 THINGS TO CHECK
BEFORE TRAVELLING TO
SOUTH AFRICA

SAFETY TIPS FOR A SAFARI TOUR IN SOUTH AFRICA

ARRIVING IN SOUTH AFRICA

GENERAL INFORMATION

HEALTH & SAFETY

GETTING AROUND

KEEPING IN TOUCH

EATING OUT

ABOUT MOAFRIKA TOURS

CONTACTS

Safari tours in an open safari vehicle are perfectly safe if you listen to the game ranger and follow basic safari rules. Always follow your guide's instructions and guidelines.

If you're nervous or unsure what to do if you encounter a wild animal, wait for a clear instruction from your game ranger and follow his advice. Don't stand up in the open safari vehicle or hang body parts out the window or off the side of the vehicle. Don't wander off when you stop for a bush break always ask your guide where you can go for a wee break.

Stay close to your guide and group on a walking safari and always walk in single file. Never run or scream if you encounter a wild animal in the bush follow your guides instructions in a quiet and calm manner.

Don't wear bright and colourful clothes on a game drive or spray too much perfume or strong deodorant. Keep things "a la natural" when you're in the bush. Suitable clothing colours are black, dark blue or the popular safari khaki (light brown/beige) colour. Always wear a wide brimmed hat, regardless of the time of year. Liberally apply sunscreen and drink plenty of water to stay hydrated. Use insect repellent to prevent being bitten by mosquitoes and biting insects in the bush.





TRAVEL INSURANCE & MEDICAL COVER FOR A HOLIDAY IN SOUTH AFRICA

Travel insurance is highly recommended for a trip to South Africa, no matter how long you stay in the country.

It should cover theft, loss and medical emergencies and evacuations. Check the small print when taking out travel insurance as some policies don't cover dangerous activities such as paragliding, scuba diving, helicopter rides and even motorbiking, cycling and hiking.

Medical insurance for South Africa is very important. You can take it out as part of your travel insurance cover or request extra cover from your existing medical aid company. If you need medical treatment in South Africa, you'll be taken to a private hospital or clinic. The state hospitals are not recommended, unless it's an absolute emergency.

Private hospitals in South Africa expect upfront payment in cash from foreigners. Find out from your insurance company if they make payments directly to a medical provider or reimburse you when you return home. One of the crucial things to cover is transport for an emergency evacuation. This might be an ambulance or helicopter. If you need urgent medical help when you are far from a city or town, sometimes the only option is a medical evacuation by plane or helicopter.



BEFORE YOU LEAVE:
10 THINGS TO CHECK
BEFORE TRAVELLING TO
SOUTH AFRICA

ARRIVING IN SOUTH AFRICA

GENERAL INFORMATION

HEALTH & SAFETY

GETTING AROUND

KEEPING IN TOUCH

EATING OUT

ABOUT MOAFRIKA TOURS

CONTACTS



MALARIA IN SOUTH AFRICA



There is malaria in South Africa, but it's restricted to certain regions in three provinces parts of Limpopo and Mpumalanga and north eastern KwaZulu-Natal.

These regions lie at a low altitude and experience summer rainfall and hot and humid summer temperatures which are the perfect weather conditions for malaria carrying mosquitoes to exist.

Not all mosquitoes carry the malaria parasite. The ones that do belong to the anopheles group. The risk of contracting malaria is highest between May and September, but it's advisable to take anti-malaria tablets on any holiday to South Africa regardless of the time of year.

Mosquitoes are most active bite more between dusk and dawn so take the necessary steps not to be bitten. Wear long pants with socks and closed shoes and a long sleeved shirt in the evening and liberally spray mosquito repellent on yourself and in your room. Always sleep under a mosquito net if provided. If you experience any flu-like symptoms within 10-15 days of first arriving in a malaria area, go to a doctor immediately and insist on being tested for malaria. The disease is life threatening and fatal if not diagnosed and treated early.



VACCINATIONS NEEDED FOR SOUTH AFRICA

At the time of writing, the only mandatory vaccine required for South Africa is the yellow fever vaccination, but only for those people arriving from a country classified as a “high risk” yellow fever region or those travellers who were in transit for more than 12 hours at an airport in those countries. Vaccinations for rabies, typhoid and meningococcal vaccine are not generally required for the average tourist visiting South Africa, but it is recommended for those people travelling or working in remote, isolated areas where the risk of these diseases are higher.

It’s important that every visitor to South Africa ensures they are up to date with their standard immunisations in particular children. Speak to your doctor or a consultant at a travel clinic for advise on vaccination cover for the following:

- Tetanus
- Diphtheria
- Hepatitis A
- Hepatitis B
- Meningitis

There is no vaccination available to protect travellers against the risk of contracting malaria. The only course of action is to take anti-malaria tablets and take the necessary precautions to prevent being bitten by mosquitoes.



BEFORE YOU LEAVE:
10 THINGS TO CHECK
BEFORE TRAVELLING TO
SOUTH AFRICA

ARRIVING IN SOUTH AFRICA

GENERAL INFORMATION

HEALTH & SAFETY

GETTING AROUND

KEEPING IN TOUCH

EATING OUT

ABOUT MOAFRIKA TOURS

CONTACTS



HIV/AIDS

HIV/AIDS is a major health concern in South Africa.

The country is believed to have more people living with HIV/AIDS than any other country in the world. The other top five countries with the highest HIV/AIDS prevalence are all neighbours of South Africa. In 2007, an estimated 5.7 million South Africans had HIV/AIDS, which represents just under 12% of the population. In the adult population, the rate is 18.5%. Take HIV/AIDS seriously and practice safe sex.

CHOLERA

It is extremely rare for a foreign guest in South Africa to contract cholera.

Take the basic precautions with food and water and maintain a good standard of hygiene. Cholera outbreaks occur periodically in South Africa in areas where water supplies, sanitation, food safety and hygiene practices are very poor. Watch online news sights for notifications, but outbreaks are rare and generally isolated to areas well away from popular tourist destinations.

RABIES

The chances you will come across a rabid dog or wild animal infected with rabies is extremely rare as a foreign tourist, but rabies is something that you need to be warned about.

Never pat or pick up a strange dog, particularly if it is showing rabid signs such as snarling, panting, excessive drooling, frothing at the mouth and partial paralysis.

Rabies is a fatal virus that causes viral encephalitis (brain inflammation). It occurs in wild and domestic mammals and can only be caught if you are bitten by an animal infected with the rabies virus. Once the virus enters the body, it enters peripheral nerves and is carried towards the brain. The virus multiplies in the brain, causing brain dysfunction and eventually death. Rabies is life threatening and very few people survive.



HEPATITIS

There are pockets of high risk areas for the hepatitis virus but generally foreign tourists risk of contracting hepatitis in South Africa is very low.

Take the necessary precautions to avoid contracting the three strains:

- **Hepatitis A:** The risk is higher for people eating out in establishments where personal hygiene (food prep) and sanitation is poor Hepatitis A is spread through contaminated food and water, and generally occurs sporadically as an epidemic.
- **Hepatitis B and C:** Follow the usual precautions to avoid contracting Hepatitis B and C. You are only at risk if you are irresponsible about who you have sex with and other high risk activities, like getting a tattoo.

TYPHOID

It is extremely rare for a foreign guest in South Africa to contract typhoid.

Take the basic precautions with food and water and maintain a good standard of hygiene. Typhoid is endemic within South Africa and sporadic cases are reported in all provinces every year. These occur as clusters or outbreaks and are generally isolated to areas where water quality and sanitation are poor. Typhoid is a systemic illness caused by a bacterial infection It was once a “illness”, but there are now highly effective antibiotics for treatment.

DIPHTHERIA

Most foreign tourists do not go into areas where the risk of contracting diphtheria is high It is only a high risk if you are mixing with locals living in impoverished, overcrowded living conditions (like shanty towns).

Diphtheria is a serious bacterial infection that affects the mucous membranes of the throat and nose. Although it spreads easily from one person to another, diphtheria can be prevented through a vaccination. Children from western countries are vaccinated against diphtheria at a young age.

TETANUS

Children should be vaccinated against tetanus.

If you are cut or scratched badly, bitten, burnt or wounded visit a local clinic to have the wound treated and receive a tetanus shot. Tetanus is spread when cuts, burns and wounds are contaminated with tetanus spores. The bacteria are found in spores living in soil, dust and some animal faeces.



BEFORE YOU LEAVE:
10 THINGS TO CHECK
BEFORE TRAVELLING TO
SOUTH AFRICA

HEALTHCARE FACILITIES IN SOUTH AFRICA

ARRIVING IN SOUTH AFRICA

GENERAL INFORMATION

HEALTH & SAFETY

GETTING AROUND

KEEPING IN TOUCH

EATING OUT

ABOUT MOAFRIKA TOURS

CONTACTS



State hospitals in South Africa tend to be chronically underfunded and understaffed.

They serve the majority of the population, with the wealthiest 20% of the population using private healthcare establishments. Half the population lives in rural areas, but only 3% of newly qualified doctors take jobs there. All medical training takes place in the public sector but 70% of doctors go into the private sector.

Mediclinic is the leading private hospital group, and the sixth largest in the world. It has hospitals and clinics in South Africa, Namibia, Switzerland and the United Arab Emirates. Life Hospitals is the second biggest private hospital group in South Africa.

Care and treatment at a private hospital in South Africa is expensive. For a medical emergency that needs surgery and hospitalisation, the private hospitals will not admit you without authorisation from the person's medical aid company or without a large deposit (it can be in the region of R30 000).



USING DRUGS IN SOUTH AFRICA

All drugs are illegal in South Africa.

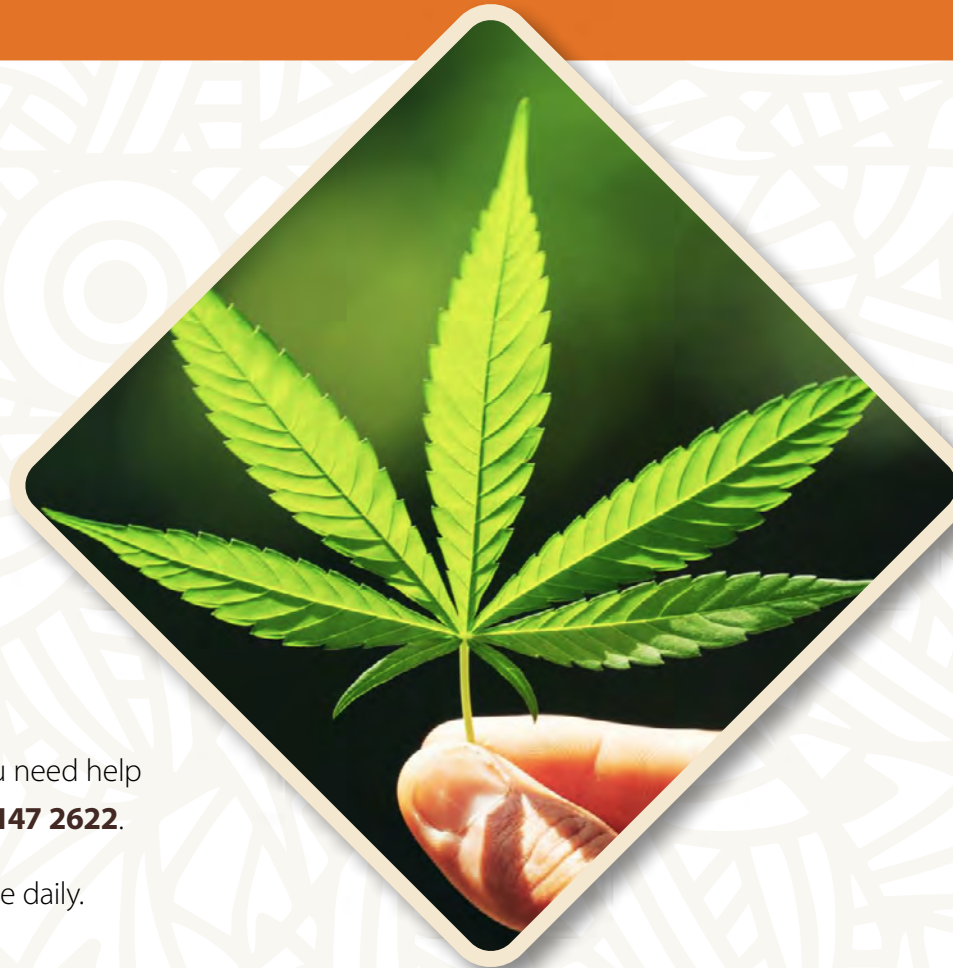
This includes:

- Marijuana (see “smoking weed in South Africa”)
- Cocaine
- Heroin
- Ecstasy
- Mandrax
- Tik

The greatest danger of buying and using drugs in South Africa is that drug dealers typically use a variety of substances to “cut drugs” and these are more harmful than the drug itself.

Take extra care to avoid having your drink spiked with an illegal substance. If you need help with a problem related to drug, call the **SANCA 24 hour helpline: +27 (0)86 147 2622.**

SANCA is an organisation that has caring professionals who deal with drug abuse daily.





BEFORE YOU LEAVE:
10 THINGS TO CHECK
BEFORE TRAVELLING TO
SOUTH AFRICA

ARRIVING IN SOUTH AFRICA

GENERAL INFORMATION

HEALTH & SAFETY

GETTING AROUND

KEEPING IN TOUCH

EATING OUT

ABOUT MOAFRIKA TOURS

CONTACTS

SMOKING WEED IN SOUTH AFRICA

In September 2018, the Constitutional Court ruled that it is not a criminal offence for an adult citizen to use, possess or grow cannabis in private for personal consumption.

South Africa's law enforcement officials have the discretion to decide whether the amount of cannabis in a person's possession could reasonably be believed to be more than what is necessary for private use.

Cannabis products considered to be health supplements are those containing a daily dose of less than 20mg cannabidiol (as well as, those containing less than 0.001% of THC, or less than 0.0075% CBD).





BEFORE YOU LEAVE:
10 THINGS TO CHECK
BEFORE TRAVELLING TO
SOUTH AFRICA

ARRIVING IN SOUTH AFRICA

GENERAL INFORMATION

HEALTH & SAFETY

GETTING AROUND

KEEPING IN TOUCH

EATING OUT

ABOUT MOAFRIKA TOURS

CONTACTS

GETTING AROUND





BEFORE YOU LEAVE:
10 THINGS TO CHECK
BEFORE TRAVELLING TO
SOUTH AFRICA

ARRIVING IN SOUTH AFRICA

GENERAL INFORMATION

HEALTH & SAFETY

GETTING AROUND

KEEPING IN TOUCH

EATING OUT

ABOUT MOAFRIKA TOURS

CONTACTS

DRIVING IN SOUTH AFRICA



Remember, you are travelling around a third world country in Africa.

Don't be fooled by the bright lights and glossy veneer of the upmarket suburbs, shopping centres and airports you pass through. Corruption in the traffic departments, inexperienced drivers and drunk drivers are responsible for South Africa having a particularly poor record for road safety.

IMPORTANT: WE DRIVE ON THE LEFT SIDE OF THE ROAD IN SOUTH AFRICA

If you rent a car during your holiday in South Africa, please bear the following in mind...



DON'T DRIVE LONG DISTANCES AFTER DARK

Avoid travelling long distances at night.

Short distances to a restaurant or shopping centre along well lit main roads and highways are fine, but travelling outside of the main towns and cities can be dangerous.

The country roads are not well maintained. Drive slowly because you may hit a pothole and burst a tyre. Rural roads are not well lit or not lit at all; if you break down, you could be stranded in the pitch dark far from help. You also won't see livestock crossing the road or people, usually drunk pedestrians. Be on the lookout for vehicles in the rural areas that aren't roadworthy or don't have lights.

WATCH OUT FOR WANDERING COWS, SHEEP AND GOATS... AND CHILDREN

Livestock in the rural areas wonder onto the roads and if you hit one, you'll badly damage your car or, worse, get badly injured.

OBEY TRAFFIC LAWS AND SPEED LIMITS

Keep to the speed limit and do the right thing on the road and you won't get into trouble. You don't want to be harassed by a corrupt traffic cop out there waiting to make a quick buck out of a foreign visitor who doesn't know better.

KEEP YOUR CAR DOORS LOCKED AND WINDOWS CLOSED AT ALL TIMES

Thieves commonly accost drivers while they are stationary at traffic lights (we call them robots). Someone distracts you and someone grabs your handbag or valuables on the passenger side. Or they distract you while filling up your petrol tank and someone opens your passenger door and steals your stuff. It's petty crime, but very inconvenient if you lose your valuables.

Don't put your bag, phone or camera on the front passenger seat in open view. You'll be a victim of a "smash and grab" if you're in the wrong place at the wrong time.

Hire a car with air conditioning. Petty theft comes in the form of "smash and grabs" and "distract and grab". Keep your car doors locked and your windows shut at all times.

BEWARE OF REMOTE JAMMING

Check your car is locked properly when you park and leave your car. Remote jamming, or car jamming as they call it, is a problem in South Africa. These scammers target a parking lot and then disappear when security patrols are beefed up. Get into the habit of checking your car doors are properly locked before walking away.



CHOOSE SAFE PLACES TO PARK YOUR RENTED CAR

Go to the larger shopping malls that have secure undercover parking with security monitors.

Most guest houses offer secure parking and hire security guards to keep a beady eye out for criminals. Check this before making a booking. Choose another option if a guest house or B&B only have street parking.

Don't leave your valuables in your car overnight even if parked in underground or secure parking. And don't leave valuables in clear sight if you are parked on a street or in an open parking lot at a shopping mall.

DON'T STOP TO HELP SOMEONE

If you see someone stranded on the side of the road don't stop to help them.

Thieves pretend to be stranded and in need of help, and as soon as you stop to help you get jumped on by a gang hiding in the bush.

Call the South African crime helpline (10111) and let someone know that someone needs help. Don't be too trusting or naïve.

DON'T HITCHHIKE OR PICK UP HITCHHIKERS

Don't pick up hitchhikers.

You never know if the person is genuine or loony, so don't take the chance. The same applies if someone approaches you outside your hotel or a restaurant and asks for a lift somewhere. Apologise kindly and refuse.

Don't hitchhike. Hitchhiking is not an option when you are visiting South Africa. Don't even think about it because it's highly likely you'll become a victim of crime.



SAFE TRANSPORT OPTIONS IN SOUTH AFRICA

AIR TRAVEL

The best way to travel around South Africa is by airplane. On the current exchange rate, domestic flights for the popular main routes are highly affordable for an overseas visitor.

South Africa has a very competitive airline market and you can pick up low cost flights if you book well in advance. South Africa has some of the best pilots in the world and the major airlines are strictly controlled by a world class aviation authority. All major South African airlines follow stringent quality control procedures to keep their planes, pilots and passengers safe in the air.

On the current exchange rate, domestic flights between the major destinations are highly affordable. You can get cheap flights between Johannesburg, Cape Town and Durban if you book in advance.



BEFORE YOU LEAVE:
10 THINGS TO CHECK
BEFORE TRAVELLING TO
SOUTH AFRICA

ARRIVING IN SOUTH AFRICA

GENERAL INFORMATION

HEALTH & SAFETY

GETTING AROUND

KEEPING IN TOUCH

EATING OUT

ABOUT MOAFRIKA TOURS

CONTACTS



However, less popular routes cost more as one dominant airline has a monopoly and has hiked up the cost of flights to destinations off the beaten tourist track. This includes interconnecting flights between Cape Town/Durban and the Kruger Mpumalanga International Airport – the airport you arrive at to reach the popular game reserves in the north of South Africa.

The main state carrier is South African Airways (and offers flights to almost every major city in South Africa). SAA is popular for foreign tourists and business people, but the cost of domestic and international SAA flights are generally higher than the competitive budget airlines.

Visit: www.flysaa.com

Popular budget airlines operating in competition to SAA include:

Mango Airlines: www.flymango.com

Kulula Airlines: www.kulula.com

FlySafair: www.flysafair.com

A domestic flight from Johannesburg to Cape Town takes just over 2 hours, as opposed to almost 12 hours by road. A flight from Johannesburg to Durban or Nelspruit takes under an hour, as opposed to over 5 hours by road. Sites like TravelStart are an excellent resource as it searches for flights available on all the major domestic airlines and offers options according to budget, times and airport arrivals/departures.

Visit: www.travelstart.co.za

SHUTTLE SERVICES

South Africa is geared for tourism and many reputable operations offer safe and reliable transport on luxury SUVs or minibuses. Most of the shuttle bus services operate from OR Tambo International Airport and Cape Town International Airport.

Most leading tour operators and hotel groups offer a shuttle service between the airports and hotels which can be pre arranged. Most tour operators will pick you up from the airport and take you directly to the Kruger National Park and other famous South African destinations.

BEFORE YOU LEAVE:
10 THINGS TO CHECK
BEFORE TRAVELLING TO
SOUTH AFRICA

ARRIVING IN SOUTH AFRICA

GENERAL INFORMATION

HEALTH & SAFETY

GETTING AROUND

KEEPING IN TOUCH

EATING OUT

ABOUT MOAFRIKA TOURS

CONTACTS



CAR RENTAL

There is a wide selection of reputable car rental agency operating out of the international airports. It's relatively inexpensive on the current exchange rate to hire a car in South Africa, and you can take advantage of special offers if you book well in advance.

Be warned. Rental agencies require you to have enough money on your credit card to cover the deposit. Find out what this is before arriving to pick up your car.

You can use your driving license from your home country provided it is in English or you have a certified translation. It must be valid and have a clear photo of the driver in it. If you are worried, rather organise an international driving license before you arrive in South Africa.

South Africa has an incredible infrastructure of top class filling stations with decent fast food restaurants and well stocked convenience stores attached to them.

Plan your trip carefully if you are travelling long distance and make sure you have enough petrol or diesel to get your destination.

The legal age you can start driving in South Africa is 18 years. Car rentals usually levy a surcharge for drivers aged 18-21 years.

Most car rental companies stipulate a daily mileage limit, with an extra charge for any mileage over this limit. Choose a rental option that suits your itinerary as the extra charges can add up.

South Africa has a vast network of car rental companies and you can find one in all the major cities and towns, and the airports. It is cheaper to hire a car from either OR Tambo International Airport or Cape Town International Airport, as rental companies levy an additional charge to return a hire car to its operating base at airports.

The top 5 car rental companies in South Africa are:

Avis: www.avis.co.za

Budget: www.budget.co.za

Europcar: www.europcar.co.za

Hertz: www.hertz.co.za

Tempest: www.tempestcarhire.co.za



UBER

Uber in South Africa only operates in the three major hubs: Johannesburg, Cape Town and Durban. The service is efficient and an excellent choice if you don't want to hire a car. Download the app on your smartphone, register with Uber and you can start using the service straight away. The best thing about using Uber in Cape Town is the service uses a credit card app facility so you don't need to carry cash on you.

In the last year, there have been a number of reports of bad experiences reported ranging from sexual harassment, theft and assault. This is not a South African problem, it's happening around the world. Uber has responded by launching a new feature to improve safety for passengers. The Real Time ID check allows a user to check the identity of the Uber driver, and that it matches the driver sent to collect them.

GAUTRAIN

This high speed commuter train is truly impressive. It connects OR Tambo International Airport, Johannesburg and Pretoria. It takes you less than 15 minutes to get from OR Tambo to the central station in the heart of Sandton – South Africa's premier business district. Check online for prices and how to purchase a Gautrain commuter card. This will save you time when you arrive at OR Tambo International Airport.

For more information on the Gautrain, visit: www.gautrain.co.za.

PUBLIC TRAINS

Foreign travellers are discouraged from using public trains in South Africa. The national transport operation is plagued with problems and the state sponsored railway system in South Africa has declined quite dramatically. Public trains are not a safe or reliable option for tourists and are mainly used by local people commuting to work and back who have no other option than to use the packed, dirty and often dangerous trains.

Fortunately, tourists have other options if they're keen to travel the long distance between Johannesburg, Cape Town and Durban on a train. Travelling on one of our luxury long haul trains is a great way to see the country if you have time on your hands, but do your research first online and decide if taking the train is for you and your family.

The luxury train options aren't cheap, and they aren't fast but it's a fun experience for the whole family. You have the option of putting your car on the train, which locals do and then drive back to Johannesburg over the Christmas holidays.

For more information, visit:

Shosholozameyl Train: www.shosholozameyl.co.za

Blue Train: www.bluetrain.co.za

Premier Classe: www.premier-classe.co.za

Rovos Rail: www.rovos.com



TAXI SERVICE

A number of reputable operators provide a reliable and safe taxi service in South Africa. However, you cannot whistle for one on the side of the street like a yellow taxi in New York. They have to pre book and pre pay for them.

Do not use a taxi service that is not one of the accredited and recognised taxi services operation from the major airports, shopping centres and hotel resorts. Dodgy operators will try to persuade you to use their taxi but avoid using them.

Touchdown Taxis is a metered service operating in Cape Town It has been accredited by CTIA.

MINIBUS TAXIS

Minibuses are an iconic feature of South Africa.

The roads are full of them and they have a reputation for being fast, furious and a bit of a pain. However, minibuses are not recommended for foreign tourists because they are a safety risk. They are typically used by the local people and generally operate between the major townships and the business districts. They don't leave until the bus is full and they don't follow an official route or timetable.

METRO BUS

The large commuter state sponsored metro buses are another “no no” for overseas tourists.

These are used by locals commuting to work and are not a safe or pleasant option for tourists. Rather opt for a bus operator that is geared for tourists or a shuttle bus service run by reputable operators.

There are a number of reputable bus companies that offer long distance transport between the major cities and towns. They are extremely comfortable, clean and reliable. It's an option if you'd like to see more of the country by road but they aren't a cheaper option to flying It's great travelling on one of the luxury long haul buses if you're travelling in a large group.

Reputable long distant bus operators in South Africa are:

Greyhound: www.greyhound.co.za

Intercape: www.intercape.co.za

SA Roadlink: www.saroadlink.co.za



BEFORE YOU LEAVE:
10 THINGS TO CHECK
BEFORE TRAVELLING TO
SOUTH AFRICA

ARRIVING IN SOUTH AFRICA

GENERAL INFORMATION

HEALTH & SAFETY

GETTING AROUND

KEEPING IN TOUCH

EATING OUT

ABOUT MOAFRIKA TOURS

CONTACTS

SOUTH AFRICAN TOUR OPERATORS



The leading tour operators in South Africa provide a reliable and knowledgeable guide to pick you up from OR Tambo or Cape Town International Airport and deliver you to your hotel or guest lodge.

Then they are at your service to take you on a tailor made tour of the major attractions based on what is popular and what your group would like to see.

Do your research before choosing a tour operator by checking online sites like Tripadvisor. Moafrika Tours is a leading tour operator in South Africa, specialising in day tours to iconic destinations in Cape Town and major tourist attractions such as Soweto, Johannesburg and Pretoria, and the Kruger National Park and Pilanesberg Game Reserve. MoAfrika Tours:
www.moafrikatours.com.

HITCHHIKING IN SOUTH AFRICA

Hitch hiking is NOT recommended. Please make another plan for the sake of your safety! South Africa has a high crime rate and you're asking for trouble if you put your thumb out and hitch a lift with a stranger. Make safety a priority and choose a transport option that is safe and reliable.



KEEPING IN TOUCH

BEFORE YOU LEAVE:
10 THINGS TO CHECK
BEFORE TRAVELLING TO
SOUTH AFRICA

ARRIVING IN SOUTH AFRICA

GENERAL INFORMATION

HEALTH & SAFETY

GETTING AROUND

KEEPING IN TOUCH

EATING OUT

ABOUT MOAFRIKA TOURS

CONTACTS



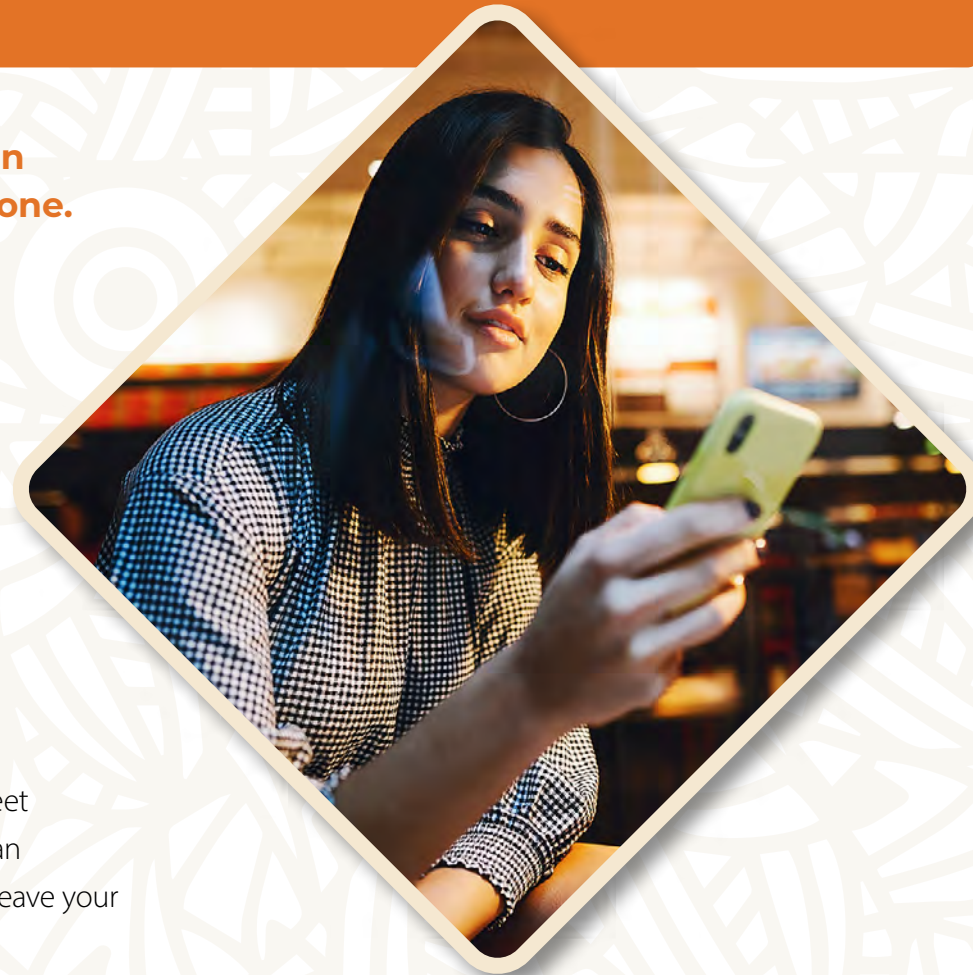
WHERE TO PURCHASE PRE-PAID SIM CARDS IN SOUTH AFRICA

One of the first things you should do when you arrive in South Africa is buy a pre-paid sim card for your cell phone.

Roaming costs are hellishly expensive and using your home phone network in South Africa can be very costly. A local SIM card will dramatically reduce your roaming bill. Data bundles can also be purchased for a 3G modem which can be inserted into a laptop or tablet.

The four main telecommunications companies in South Africa offer great deals on SIM packages for mobile, messaging and data services. We recommend using either Vodacom or MTN; you'll find a branch at the domestic and international arrival halls at the main airports, or at any of the large shopping centres in the cities and main towns.

Buy a local pre-paid SIM card from any reputable outlet (avoid buying from street vendors) insert it into your mobile device and operate on a top up basis. You can also opt to purchase a SIM and airtime/data bundle of your choice before you leave your home country.



ARRIVING IN SOUTH AFRICA

GENERAL INFORMATION

HEALTH & SAFETY

GETTING AROUND

KEEPING IN TOUCH

EATING OUT

ABOUT MOAFRIKA TOURS

CONTACTS




CHARGING MOBILE DEVICES IN SOUTH AFRICA

Electricity in South Africa is generally 220/230 volts and is supplied through either 15-amp three-prong plugs or 5-amp two-prong plugs. In both cases, the plug pins are round. This is within the 110/240 volt range that a dual voltage appliance operates on.

You can use your hairdryer and other electrical appliances in South Africa if the standard voltage in your country is in between 220/240 volts (as it is in the United Kingdom, Europe, Australia and most of Asia and rest of Africa).

Remember to buy an international plug or bring your own travel adaptor if you are from a country that has square plug pins.





BEFORE YOU LEAVE:
10 THINGS TO CHECK
BEFORE TRAVELLING TO
SOUTH AFRICA

ARRIVING IN SOUTH AFRICA

GENERAL INFORMATION

HEALTH & SAFETY

GETTING AROUND

KEEPING IN TOUCH

EATING OUT

ABOUT MOAFRIKA TOURS

CONTACTS

EATING OUT



BEFORE YOU LEAVE:
10 THINGS TO CHECK
BEFORE TRAVELLING TO
SOUTH AFRICA

ARRIVING IN SOUTH AFRICA

GENERAL INFORMATION

HEALTH & SAFETY

GETTING AROUND

KEEPING IN TOUCH

EATING OUT

ABOUT MOAFRIKA TOURS

CONTACTS

SOUTH AFRICAN CUISINE



South Africa is renowned as a culinary destination, with a vast choice of restaurants and delis that compete with the best in the world.

What makes South African cuisine so special is its unique fusion of the many cultural influences which includes African, Indian, Malaysian and European flavours.

For takeaways and eating on the run, you'll find a wide range of food outlets ranging from Wimpy, McDonalds and KFC, to South African favourites such as Nando's, Spur, Steers and Mugg & Bean.

Most restaurants in South Africa offer a selection of delicious meals for vegetarians.



FOR A TASTE OF SOUTH AFRICA, TRY THESE DISHES/SNACKS THAT ARE UNIQUE TO SOUTH AFRICA:



- **Biltong:** Dried, cured meat similar to jerky
- **Droewors:** Dried, cured sausage made from thin, spicy boerewors
- **Boerewors:** Seasoned sausage that's popular for braais (barbeques)
- **Potjiekos:** Traditional Afrikaans stew cooked in a 3-legged cast iron pot over an open fire
- **Bobotie:** A Cape Malay version of shepherd's pie
- **Bredie:** A traditional tomato and meat stew
- **Bunny chow:** An authentic dish made by hollowing out a half loaf of white bread and filling it with a delicious Indian curry
- **Koeksisters:** Traditional Afrikaans pastry that braided and syrupy
- **Samosas:** A 3-corner Indian pastry filled with meat or vegetables
- **Sosaties:** Cubed chicken or beef/lamb marinated in a sauce and braaied
- **Pickled fish:** With unique Cape Malay flavours
- **Pap:** Traditional African side dish made from maize meal and served with meat or veggie stew
- **Chakalaka:** Traditional spicy vegetable relish served with bread, pap, samp, stews or curries
- **Samp:** Traditional African side dish consisting of dried corn kernels that have been stamped and chopped until broken
- **Vetkoek:** Traditional Afrikaans fried dough bread filled with cooked mince or with honey or jam



BEFORE YOU LEAVE:
10 THINGS TO CHECK
BEFORE TRAVELLING TO
SOUTH AFRICA

ARRIVING IN SOUTH AFRICA

GENERAL INFORMATION

HEALTH & SAFETY

GETTING AROUND

KEEPING IN TOUCH

EATING OUT

ABOUT MOAFRIKA TOURS

CONTACTS

SOUTH AFRICAN WINES

South African is renowned for producing some of the highest quality wines in the world.

The Cape Winelands in the Western Cape is a legendary tourist destination which takes you on delicious wine and food pairing tours of the top wine estates, which include Constantia, Paarl, Stellenbosch, Franschhoek and Robertson.



TOP 20 WINE ESTATES IN SOUTH AFRICA:

- Cape Point Vineyards in Noordhoek
- Cederberg Private Cellar in Cederberg
- Chamonix in Franschhoek
- DeMorgenzon in Stellenbosch Kloof
- Eagles' Nest in Constantia Nek
- Fleur du Cap (Bergkelder) in Stellenbosch
- Groot Constantia Estate in Constantia
- Hamilton Russell Vineyards in Hemel en Aarde
- Jordan Wine Estate in Stellenbosch Kloof
- Kanonkop Wine Estate in Stellenbosch
- Klein Constantia Estate in Constantia
- Kleine Zalze in Stellenbosch
- La Motte in Franschhoek
- Nederburg in Paarl
- Paul Cluver Wines in Elgin
- Rustenberg Wines in Simonsberg-Stellenbosch
- Saronsberg in Tulbagh
- Stellenrust in Helderberg, Stellenbosch
- Tokara in Simonsberg-Stellenbosch
- Vergelegen Estate in Somerset West



TIPPING IN SOUTH AFRICA



Tipping is customary in South Africa.

Many workers rely on tips to supplement their weekly wages and it does keep them motivated to provide a good service for the establishment.

You are not obliged to tip someone if you feel that they have not provided an efficient and friendly service.

The guideline for tipping in South Africa is:

- Porters: R5 to R10 per item
- Taxi drivers: 10% of cost of fare
- Waiters and waitresses: 10-20% of bill



BEFORE YOU LEAVE:
10 THINGS TO CHECK
BEFORE TRAVELLING TO
SOUTH AFRICA

ARRIVING IN SOUTH AFRICA

GENERAL INFORMATION

HEALTH & SAFETY

GETTING AROUND

KEEPING IN TOUCH

EATING OUT

ABOUT MOAFRIKA TOURS

CONTACTS

ABOUT MOAFRIKA TOURS





BEFORE YOU LEAVE:
10 THINGS TO CHECK
BEFORE TRAVELLING TO
SOUTH AFRICA

ARRIVING IN SOUTH AFRICA

GENERAL INFORMATION

HEALTH & SAFETY

GETTING AROUND

KEEPING IN TOUCH

EATING OUT

ABOUT MOAFRIKA TOURS

CONTACTS

WHY CHOOSE MOAFRIKA TOURS

Established in 1999, MoAfrika Tours is a leading tour operator based in Johannesburg, South Africa.

We offer a diverse selection of day tours and long stay tours to destinations in South Africa, Zimbabwe, Zambia, Botswana, Namibia, Mozambique, Tanzania, Uganda and Rwanda.

Your safety and well being are our main priority. We are here to help any time, any day with booking extra activities, sorting out any problems, offering advice on making your trip extra special and just being there for you if you need to talk to someone.

We know touring, we know Africa and we're looking forward to getting to know you.





SEE YOU IN SOUTH AFRICA

 +27 82 506 9641
 ask@moafrikatours.com
 www.moafrikatours.com


SAFARI BOOKINGS
5.0 ★ ★ ★ ★ ★
Voted #1 Tour Operator in South Africa


2023
Travelers' Choice™
4.5 ★ ★ ★ ★ ★
Best of the Best

HAPPY TRAVELS!